


Can you find 13 words in this word search?



J	M	X	W	Y	A	Q	M	O	B	M	X
V	Y	A	A	B	C	U	U	A	G	Y	Y
F	C	A	L	O	P	K	M	S	J	R	P
S	P	U	K	T	H	E	B	A	T	U	X
Y	L	L	I	T	S	L	R	G	O	S	S
P	O	Z	N	A	A	D	E	I	D	C	J
F	O	G	G	E	E	D	L	T	A	O	C
X	P	X	S	T	L	A	L	X	V	O	H
G	P	Z	T	A	D	P	A	R	T	T	Q
S	H	S	I	K	S	F	D	A	A	E	I
E	A	J	C	S	Z	M	W	O	G	R	H
G	T	T	K	D	C	C	P	L	L	A	B

BAT
HAT
BALL
COAT
LEASH
POOL
TOBY
SKATE
TILLY
PADDLE
SCOOTER
UMBRELLA
WALKINGSTICK




sunbird books


ISBN 9781644962867



sunbird books

ISBN 9781644962867

Draw a picture of what you can see out of your window.



sunbird books

ISBN 9781644962867

Materials Needed



1 drinking straw



1 x Cottonbud



2 x Milk Carton Tops



plasticine



Biro Pen

Step 1

Using a biro pen and placing the first lid over the plasticine. Gently push a small hole with just the tip of the pen,

Remove the plasticine once you have made the hole



Step 3


Using the lid with the small hole, push the cotton bud through the hole. Then using the plasticine press it in the bottom of the lid making the cotton bud stand firm. Press the lid and cotton bud down so the plasticine sticks it to the table.



Step 2

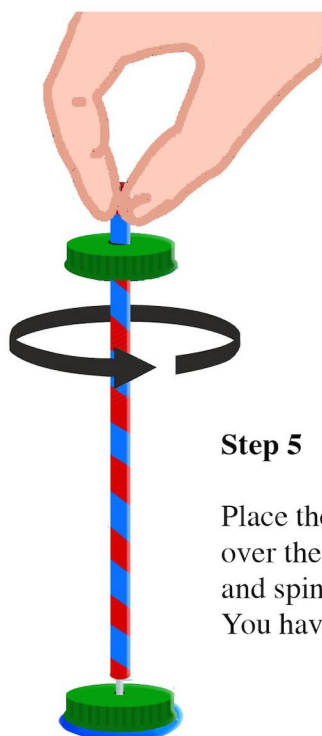
Do the same again for the second lid but this time push down slightly harder to make a bigger hole.

Remove the plasticine once you have made the hole



Step 4


Push the lid with the bigger hole carefully through the straw so it is a little way down the top.



Step 5

Place the straw with lid over the cotton bud and lid and spin it from the top. You have made a spindle.

Using your spindle you can add by sticking or tying things to make your own machine like Tilly and Toby in the story.



sunbird books

ISBN 9781644962867